

Main




Advanced



Security



Boot



Exit

Main

- SATA Port 1 Not Present
- SATA Port 4 Not Present
- OffBoard SATA Controller Configuration
- OffBoard NVMe Controller Configuration

System Time
System Date

Intel(R) Core(TM) i9-11900K @ 3.50GHz

- Number Of Processors: 8 Core(s) / 16 Thread(s)
- Microcode Rev: 00000040
- ME FW Version 15.0.23.1706

SATA Port 1 Not Present

SATA Ports Device Names if Present and Enabled.



Help



Exit



Select Item



Select Item



Change Values



Select SubMenu



Setup Defaults



Save and Exit



Main




Advanced



Security



Boot



Exit

Main

ME FW VERSION 15.0.23.1706

System Memory: 640KB

Extended Memory: 65536 MB (DDR4)

System Product Name X170KM-G

Serial Number: Not Applicable

Asset Tag No Asset Tag

MB Series: X170KM-G

BIOS Version: 1.07.08RTR1

KBC/EC Firmware Revision: 1.07.04

MAC Address: 80:FA:5B:93:9D:07

SATA Port 1 Not Present

SATA Ports Device Names if Present and Enabled.



Help



Exit



Select Item



Select Item



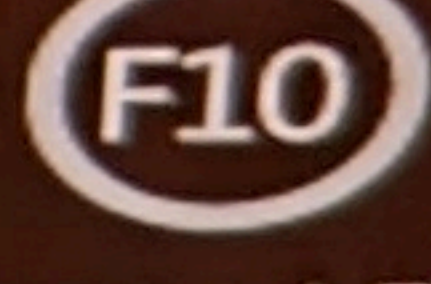
Change Values



Select SubMenu



Setup Defaults



Save and Exit

Advanced > Advanced Chipset Control

Advanced Chipset Control




Main




Advanced



Security



Boot



Exit

FlexiCharger

Disabled >

Performance Profile Select

Entertainment m... >

Intel VT-d

Enabled >

Intel Hyperthreading

Enabled >

Intel TurboBoost

Enabled >

Intel SpeedShift

Enabled >

Intel Management Engine

Enabled >

GPU Performance Scaling

Enabled >

Webcam

Enabled >

Internal Microphone / HD...

Enabled >

Wifi / Bluetooth

Enabled >

Above 4GB MMIO BIOS ...

Enabled >

Fast Boot

Enabled >

FlexiCharger



If you set the FlexiCharger to Enabled, note that over time the battery meter's reading accuracy will deteriorate.




Help



Exit



Select Item



Select Item



Change Values



Select SubMenu



Setup Defaults



Save and Exit

Advanced > Advanced Chipset Control



Main



Advanced



Security



Boot



Exit

Intel SpeedShift Enabled >

Intel Management Engine Enabled >

GPU Performance Scaling Enabled >

Webcam Enabled >

Internal Microphone / HD... Enabled >

Wifi / Bluetooth Enabled >

Above 4GB MMIO BIOS ... Enabled >

Fast Boot Enabled >

SATA Port 0 Enabled >

SATA Port 1 Enabled >

m.2 SSD Port 0 Enabled >

m.2 SSD Port 1 Enabled >


m.2 SSD Port 2 Enabled >

m.2 SSD Port 3 Enabled >

FlexiCharger



If you set the FlexiCharger to Enabled, note that over time the battery meter's reading accuracy will deteriorate.



Help



Exit



Select Item




Select Item




Change Values



Select SubMenu




Setup Defaults



Save and Exit

Advanced > OverClocking Performance Menu



Main

OverClocking Performance Menu



Advanced

OverClocking Feature

Enabled >

OverClocking Feature




Performance Menu for Processor and Memory.



Security



Boot



Exit



Help



Exit



Select Item



Select Item



Change Values



Select SubMenu



Setup Defaults



Save and Exit

