

Andy,

I have the following, and tried to install the driver using three different methods.

USB Blaster (connected to my PC)

>> This USB Blaster works on another laptop with Quartus installed last year, ie, not since 2/12/21.

Microsoft Windows [Version 10.0.18363.1377]

Admin privileges

It is essentially a new laptop – freshly re-imaged about 2 weeks ago, by Dell and AMAT IT. Error-free from a USB device perspective but missing USB Blaster driver.

I just tried to install latest Quartus 20.1.1 from Intel website.

Driver install from its install window failed. No failure details given by this method.

Driver install using this method also failed:

Control Panel > Devices and Printers > USB Blaster > Properties > Hardware > Properties > Change Settings > Update driver “C:\intelFPGA\_lite\20.1.1\quartus\drivers” > Next

Failed with this error popup:



←  Update Drivers - USB-Blaster

## Windows encountered a problem installing the drivers for your device

Windows found drivers for your device but encountered an error while attempting to install them.



Altera USB-Blaster

A problem was encountered while attempting to add the driver to the store.

If you know the manufacturer of your device, you can visit their website and check the support section for drivers.

Close

Using the “dpinst /c” command shell method, got this:

```
Administrator: Command Prompt
C:\intelFPGA_lite\20.1.1\quartus\drivers>dpinst /c
INFO: Option set: dumping log info to console.
INFO: Current working directory: 'C:\intelFPGA_lite\20.1.1\quartus\drivers'
INFO: Running on path 'C:\intelFPGA_lite\20.1.1\quartus\drivers'
INFO: DPInst.xml does not list the current UI language.
INFO: User UI Language is 0x409.
INFO: Found driver package: 'C:\intelFPGA_lite\20.1.1\quartus\drivers\apu_usb.inf'.
INFO: Found driver package: 'C:\intelFPGA_lite\20.1.1\quartus\drivers\oemsetup.inf'.
INFO: Found driver package: 'C:\intelFPGA_lite\20.1.1\quartus\drivers\usb-blaster\usbbldr.inf'.
INFO: Found driver package: 'C:\intelFPGA_lite\20.1.1\quartus\drivers\usb-blaster-ii\usbbldr_ii.inf'.
INFO: Preinstalling 'c:\intelFPGA_lite\20.1.1\quartus\drivers\apu_usb.inf' ...
INFO: ENTER: DriverPackagePreinstallW
INFO: RETURN: DriverPackagePreinstallW (0xE000022F)
INFO: Preinstalling 'c:\intelFPGA_lite\20.1.1\quartus\drivers\oemsetup.inf' ...
INFO: ENTER: DriverPackagePreinstallW
ERROR: Failed to open c:\intelFPGA_lite\20.1.1\quartus\drivers\oemsetup.inf. (Error code 0xD: The data is invalid.)
INFO: RETURN: DriverPackagePreinstallW (0xD)
INFO: Preinstalling 'c:\intelFPGA_lite\20.1.1\quartus\drivers\usb-blaster\usbbldr.inf' ...
INFO: ENTER: DriverPackagePreinstallW
INFO: RETURN: DriverPackagePreinstallW (0xE0000247)
INFO: Preinstalling 'c:\intelFPGA_lite\20.1.1\quartus\drivers\usb-blaster-ii\usbbldr_ii.inf' ...
INFO: ENTER: DriverPackagePreinstallW
INFO: RETURN: DriverPackagePreinstallW (0xE0000247)
INFO: Wizard cancelled by user on welcome page.
INFO: Returning with code 0x80040000
C:\intelFPGA_lite\20.1.1\quartus\drivers>dpinst /c
```

Fred

**From:** Andy Lee <[alee@arrow.com](mailto:alee@arrow.com)>  
**Sent:** Monday, March 1, 2021 3:30 PM  
**To:** Fred Belsak --CNTR <[Fred\\_Belsak@contractor.amat.com](mailto:Fred_Belsak@contractor.amat.com)>; Keith E Kowal <[Keith\\_E\\_Kowal@amat.com](mailto:Keith_E_Kowal@amat.com)>  
**Cc:** Syed Ali Hussain <[SyedAli\\_Hussain@amat.com](mailto:SyedAli_Hussain@amat.com)>  
**Subject:** RE: [External] Quartus USB Blaster driver Windows Security Certificate question

CAUTION: EXTERNAL EMAIL. Verify before you click links or open attachments. Questions? Contact GIS.

And what version of windows are you using?



**Andy Lee**  
*Sales Engineering Manager*  
**T:** +1 978-538-8733 | **M:** +1 978-621-9706  
**E:** [alee@arrow.com](mailto:alee@arrow.com)  
**Arrow Electronics** | [arrow.com](http://arrow.com)

**From:** [Fred Belsak@contractor.amat.com](mailto:Fred_Belsak@contractor.amat.com) <[Fred\\_Belsak@contractor.amat.com](mailto:Fred_Belsak@contractor.amat.com)>  
**Sent:** Monday, March 1, 2021 3:02 PM  
**To:** Andy Lee <[alee@arrow.com](mailto:alee@arrow.com)>; [Keith\\_E\\_Kowal@amat.com](mailto:Keith_E_Kowal@amat.com)  
**Cc:** [SyedAli\\_Hussain@amat.com](mailto:SyedAli_Hussain@amat.com)  
**Subject:** RE: [External] Quartus USB Blaster driver Windows Security Certificate question

CAUTION: This email originated from outside of the organization. This message might not be safe, use caution in opening it. If in doubt, do not open the attachment nor links in the message.

Hi Andy,

I tried the Intel driver install procedure your link lead to. (attached) which references driver software that comes with the Quartus installer. It failed – “could not launch installer service” when entering the command line command bblpt /i. I have administer rights. The other procedure starts with Control Panel > Devices and Printers > USB Blaster > etc. That also fails.

Did you successfully uninstall and reinstall Quartus and its USB Blaster driver?

Thanks,  
Fred

**From:** Andy Lee <[alee@arrow.com](mailto:alee@arrow.com)>  
**Sent:** Monday, March 1, 2021 12:35 PM  
**To:** Fred Belsak --CNTR <[Fred\\_Belsak@contractor.amat.com](mailto:Fred_Belsak@contractor.amat.com)>; Keith E Kowal <[Keith\\_E\\_Kowal@amat.com](mailto:Keith_E_Kowal@amat.com)>  
**Subject:** RE: [External] Quartus USB Blaster driver Windows Security Certificate question

CAUTION: EXTERNAL EMAIL. Verify before you click links or open attachments. Questions? Contact GIS.

What version of quartus are you using? If you are using an older version, you are likely searching the bin\drivers section for an older driver.

You could install a newer version to get the latest driver.

You could also try the latest drivers here:  
[https://www.intel.com/content/www/us/en/programmable/support/support-resources/download/drivers/dri-index.html?elq\\_cid=2652552\\_ts1614620051443&erpm\\_id=3202707\\_ts1614620051443](https://www.intel.com/content/www/us/en/programmable/support/support-resources/download/drivers/dri-index.html?elq_cid=2652552_ts1614620051443&erpm_id=3202707_ts1614620051443)

I don't have any information on when the certificates expire.



**Andy Lee**  
*Sales Engineering Manager*  
T: +1 978-538-8733 | M: +1 978-621-9706  
E: [alee@arrow.com](mailto:alee@arrow.com)  
**Arrow Electronics** | [arrow.com](http://arrow.com)

**From:** [Fred\\_Belsak@contractor.amat.com](mailto:Fred_Belsak@contractor.amat.com) <[Fred\\_Belsak@contractor.amat.com](mailto:Fred_Belsak@contractor.amat.com)>  
**Sent:** Friday, February 26, 2021 1:19 PM  
**To:** Andy Lee <[alee@arrow.com](mailto:alee@arrow.com)>; [Keith\\_E\\_Kowal@amat.com](mailto:Keith_E_Kowal@amat.com)  
**Subject:** [External] Quartus USB Blaster driver Windows Security Certificate question

CAUTION: This email originated from outside of the organization. This message might not be safe, use caution in opening it. If in doubt, do not open the attachment nor links in the message.

Hi Andy,

On Intel's web site there is a community post to the effect that USB Blaster drivers have Windows security Certificates that expired Feb 12.

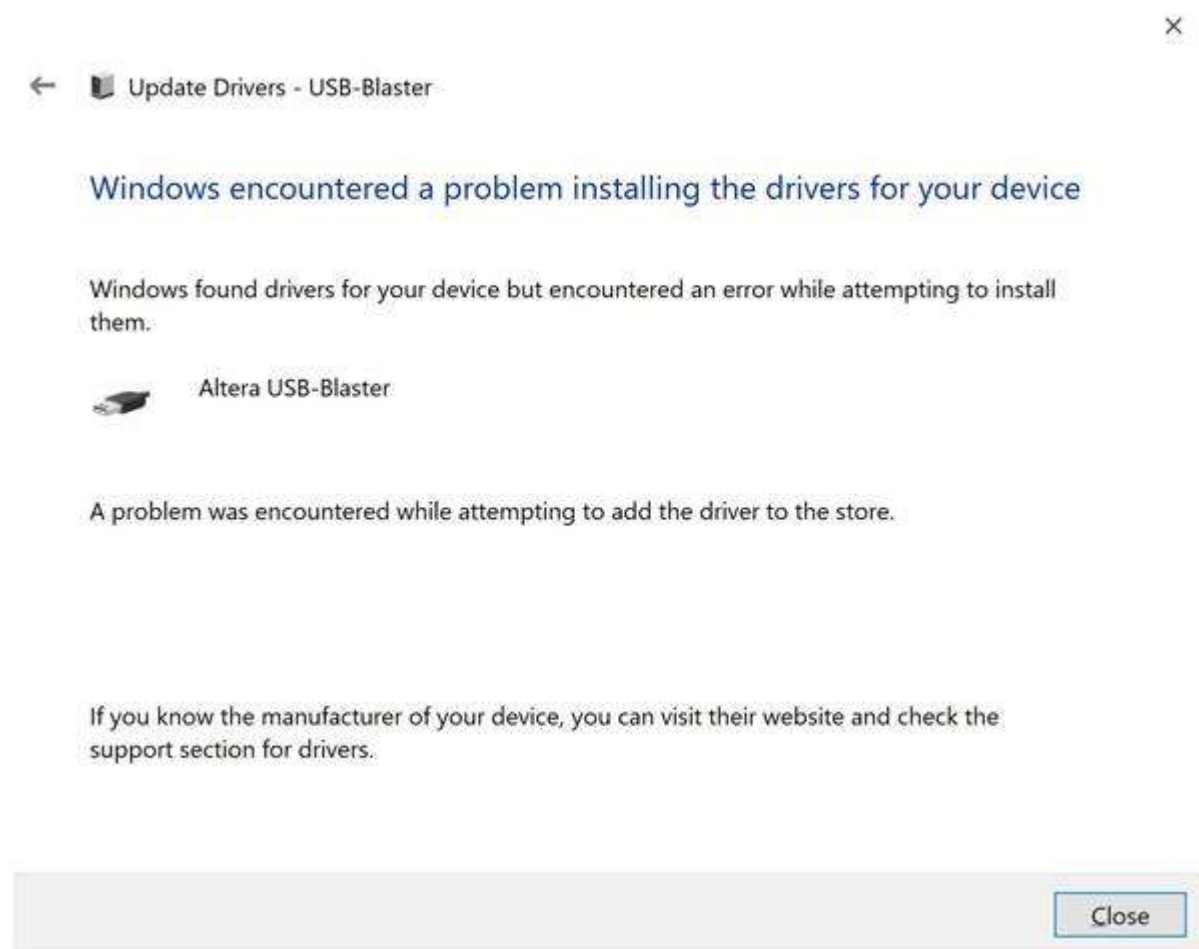
This blocks installation.

Can you confirm this?



Can you check if the USB Blaster II driver has the same expiration problem?

How to check for the problem. Uninstall your USB Blaster driver and try to re-install it.

Pastes of USB Blaster driver installation error window and intel community post:




← → ↻ 🏠 <https://community.intel.com/t5/Intel-FPGA-Software-Installation/USB-blaster-won-t-install-certificate-outdated/m-p/1255595#M2590> ☆ 👤 ⋮

 123jan456   
Beginner

02-12-2021 05:11 AM  
70 Views

### USB-blaster won't install, certificate outdated

 [Jump to solution](#)

Dear community and Intel employees,

I just bought a new laptop and had to reinstall Windows and Quartus. But the USB-blaster drivers just wouldn't install. After a whole day of trying to figure out the problem I noticed that the certificates for the USB-blaster drivers had expired last month (January-2021).

If USB-blaster just won't install and you are installing the drivers for the first time on a Windows system after 1-2021 you probably have this problem.


The solution:


- 1) Follow [these](#) "instructions" to start Windows in a way that it doesn't require drivers to have valid signatures.
- 2) Restart the driver installation program located at: "C:\intelFPGA\_lite\<version>\quartus\drivers\DPInst.exe"
- 3) When asked, allow Windows to install drivers that have an invalid signature.
- 4) Use device-manager to reinstall the driver for your USB-blaster device. You can let Windows look for the correct driver by itself of select the folder "C:\intelFPGA\_lite\<version>\quartus\drivers\"

If it still doesn't work try rebooting with your device disconnected.

I posted this message to prevent other people from wasting their time and in the hope that Intel will renew the certificates.

Cheers,  
Jan

 [Add tags](#)

 0 Kudos

[Share](#) [Reply](#) [Give Feedback](#)

Thanks,  
Fred